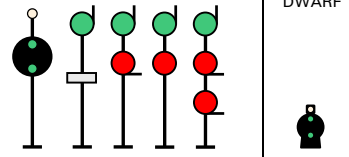




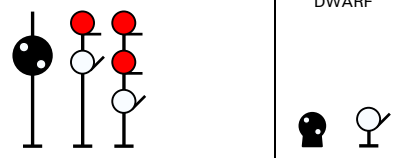
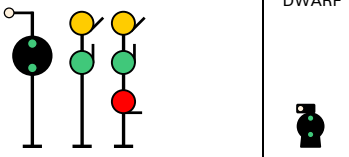
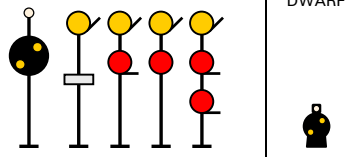
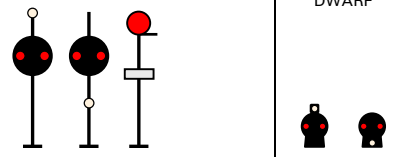


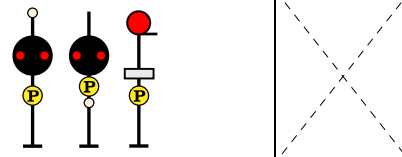


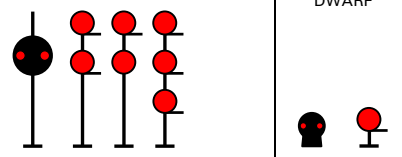

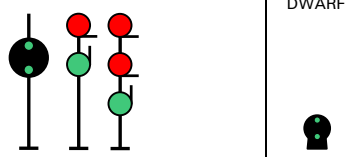



BALTIMORE AND OHIO RAILROAD – SIGNAL RULES


<p>B-281</p> 	<p>CLEAR Proceed.</p>	<p>B-283-C</p> 	<p>MEDIUM APPROACH SLOW Proceed at not exceeding Medium speed, approaching next signal at not exceeding Slow speed.</p>	<p>B-288</p> 	<p>SLOW APPROACH Slow speed through crossovers, turnouts, sidings, interlocking limits, and over power switches. Then proceed at not exceeding Medium speed prepared to stop at the next signal.</p>
<p>B-282</p> 	<p>APPROACH LIMITED Proceed approaching next signal at not exceeding Limited speed.</p>	<p>B-284</p> 	<p>APPROACH SLOW Proceed approaching next signal at Slow speed. Train or engine exceeding Medium speed when indication is seen must take action at once to reduce to Medium speed, or slower if necessary.</p>	<p>B-290</p> 	<p>RESTRICTING Proceed at Restricted speed.</p>
<p>B-282-A</p> 	<p>APPROACH MEDIUM Proceed approaching next signal at not exceeding Medium speed.</p>	<p>B-285</p> 	<p>APPROACH Proceed prepared to stop at next signal. Train or engine exceeding Medium speed when indication is seen must take action at once to reduce to Medium speed, or slower if necessary.</p>	<p>B-291</p> 	<p>STOP AND PROCEED Stop. Then proceed at Restricted speed.</p>
<p>B-283</p> 	<p>LIMITED CLEAR Limited speed through crossovers, turnouts, sidings, interlocking limits, and over power switches. Then proceed at maximum authorized speed.</p>	<p>B-285-A</p> 	<p>DISTANT SIGNAL Approach next signal prepared to stop.</p>	<p>B-291-A</p> 	<p>GRADE SIGNAL Proceed at Restricted speed without stopping.</p>
<p>B-283-A</p> 	<p>MEDIUM CLEAR Medium speed through crossovers, turnouts, sidings, interlocking limits, and over power switches. Then proceed at maximum authorized speed.</p>	<p>B-286</p> 	<p>MEDIUM APPROACH Proceed not exceeding Medium speed prepared to stop at the next signal.</p>	<p>B-292</p> 	<p>STOP Stop.</p>
<p>B-283-B</p> 	<p>MEDIUM APPROACH MEDIUM Proceed at not exceeding Medium speed, approaching next signal at not exceeding Medium speed.</p>	<p>B-287</p> 	<p>SLOW APPROACH SLOW Slow speed through crossovers, turnouts, sidings, interlocking limits, and over power switches. Train or engine may then proceed at maximum authorized speed, if conditions permit, but must approach the next signal not exceeding Slow speed.</p>	<p>SIGNALING SPEED LIMITS Limited Speed 45 MPH Medium Speed 30 MPH Slow Speed 15 MPH Restricted Speed* 15 MPH</p>	<p>RESTRICTED SPEED *A speed that will permit stopping within half the range of vision, short of train, engine, obstruction, railroad car, men or equipment fouling track, Stop signal, derail, or broken rail, but not exceeding 15 MPH.</p>

B-282 / B-283



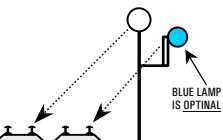
LIMITED SPEED PLATE
This marker upgrades all Medium speed aspects to Limited speed aspects for the signal to which it is attached.
NOTE: Newer CPL signaling commonly flashes the appropriate marker lamp in lieu of using this marker.

B-291



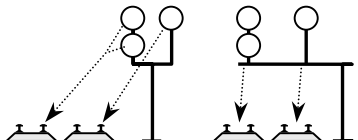
PERMISSIVE/TONNAGE PLAQUE
A signal displaying this sign cannot convey Rule B-291.

TBA



DOLL ARMS
One or more tracks intervene between the signal and the track governed by the signal. When more than one track intervenes, the number of doll arms, with or without blue lights or reflectors, is increased accordingly.

TBA



BRACKETTED SIGNALS
The right-hand signal governs right-hand track, and left-hand signal governs left-hand track. Signals on superstructures govern the track that they are over.