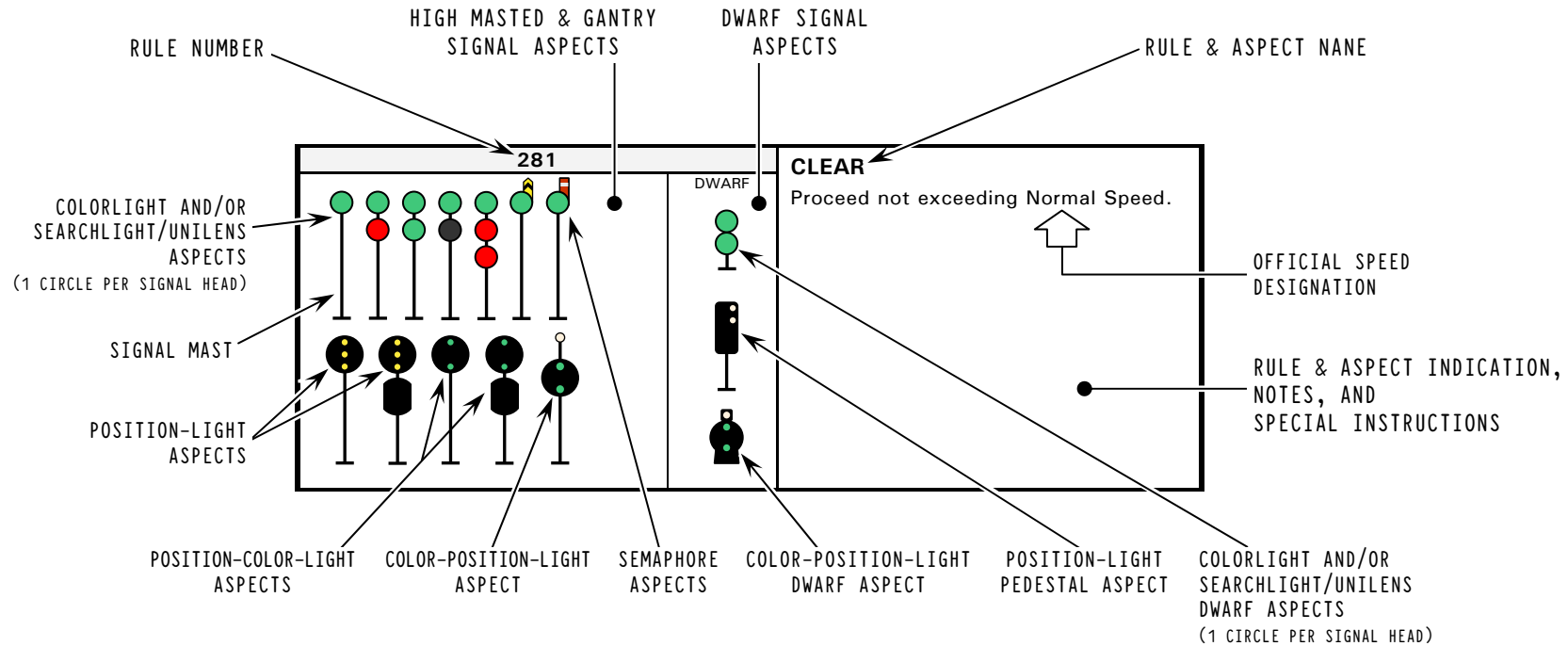
















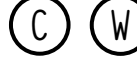



# SYMBOL AND ASPECT GUIDE TO SIGNAL RULES CHARTS



- ▶ THE PRESENCE OR ABSENCE OF NUMBER PLATES, SIGNS AND PLACARDS, AND OTHER SYMBOLS DOES NOT AFFECT THE ASPECT CONVEYED IF NOT EXPLICITLY SHOWN AND/OR MENTIONED WITH THE RULE.
- ▶ THE ALIGNMENT OF SIGNAL HEADS ON "THE MAST" (THE VERTICAL LINE) IS NOT SIGNIFICANT UNLESS SIGNAL HEADS ARE SHOWN EXPLICITLY OFFSET FROM BEING CENTERED ON THE MAST, OR IS OTHERWISE INDICATED WITH THE RULE.

## SIGNAL LIGHTS/ASPECTS MAY BE SHOWN IN THESE COLORS

								
								
RED	YELLOW/AMBER	FOG YELLOW	GREEN	BLUE	PURPLE/VIOLET	LUNAR WHITE	WARM WHITE	FROSTED WHITE

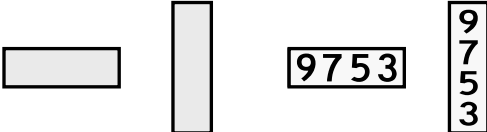













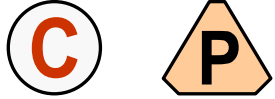
## SIGNAL HEADS MAY BE SHOWN IN THESE STYLES

<b>SEARCHLIGHT<sup>1</sup> / UNILENS<sup>1</sup></b> <i>OR</i> <b>COLORLIGHT<sup>1</sup> (ANY STYLE)</b> <i>OR</i> <b>MARKER LIGHT<sup>1</sup></b>							ILLUMINATED STEADY	ILLUMINATED FLASHING	ILLUMINATED LEGEND	ILLUMINATED AROUND LEGEND	DARK	SPECIAL INDICATOR W/ UNLIT LEGEND				
<b>UPPER-QUADRANT SEMAPHORE</b> (WITH LIGHT) <sup>2</sup>							ANY/GENERIC	SQUARE	POINTED	FISHTAIL	ROUNDED	CRESCENT				
<b>LOWER-QUADRANT SEMAPHORE</b> (WITH LIGHT) <sup>2</sup>						ANY/GENERIC	SQUARE	POINTED	FISHTAIL	ROUNDED						
<b>POSITION-LIGHT<sup>3</sup></b> <i>OR</i> <b>POSITION-COLOR-LIGHT<sup>3</sup></b>									POSITION-LIGHT	POSITION-COLOR-LIGHT	POSITION-LIGHT DWARF	POSITION-LIGHT PEDESTAL				
<b>COLOR-POSITION-LIGHT<sup>4</sup></b>											DWARF					
<b>TRANSIT INDICATORS</b>									HORIZONTAL	DIAGONAL	VERTICAL	SQUARE	DIAMOND	TRIANGLE	FLASHING	DARK
<b>OTHER</b>													AUTOMOBILE CROSSING WARNING DEVICE STATUS SIGNAL	ANY HEAD, ANY STYLE, ANY ASPECT; MAY BE PRESENT OR MISSING	NO ASPECT	

COLORS APPLIED TO LIGHT ASPECTS AND SEMAPHORE BLADES AS APPROPRIATE. P-L, P-C-L, C-P-L SIGNAL HEADS SHOWN HERE WITH ALL LAMP POSITIONS.

## COMMON SIGNAL ASPECT QUALIFIERS

An ASPECT QUALIFIER is an object whose presence (or absence) governs the interpretation of a SIGNAL ASPECT beyond only its SIGNAL HEAD(S) and SIGNAL ARM(S) alone. Usually such objects are placards (retro-reflective signs) mounted onto the signal structure.

 <p>NUMBER PLATES</p>		 <p>LIMITED PLATES</p>		 <p>DIVERGING PLAQUE</p>			
 <p>ABSOLUTE PLAQUES</p>		 <p>COMMUTER PLAQUE</p>		 <p>GRADE/PERMISSIVE/TONNAGE PLAQUES</p>		 <p>RESTRICTING PLAQUE</p>	
 <p>DISTANT PLAQUES</p>		 <p>APPROACH SIGNAL PLAQUES</p>		 <p>NON-AUTOMATIC BLOCK SIGNAL MARKER</p>		 <p>TRAIN ORDER SIGNAL PLAQUE</p>	
 <p>SWITCH SIGNAL PLAQUE</p>		 <p>SLIDE SIGNAL PLAQUES</p>		 <p>HIGH WATER SIGNAL PLAQUE</p>		 <p>CHECK/PROTECTION SIGNAL PLAQUES</p>	

# NOTES

1.
  - Light colors/signal heads must be displayed in listed order from top to bottom.
  - Dark signal heads are usually not acceptable except as listed on aspect charts.
  - Red signal head “placeholders” are not acceptable except as listed on aspect charts.
  
2.
  - Example semaphores may be shown in assorted styles. Blade style is insignificant if style not depicted on aspect chart.
  - Semaphores are shown here with most-restrictive aspect (position), and other aspects lightly shaded.
  - Aspect charts will show proper blade colors and positions when important.
  - Semaphore signals observed with dark lamps do not affect the intended aspect, the aspect of the blade(s) still applies.
  
3.
  - Position-light signal lamps typically are fog yellow with a center lamp; horizontal row sometimes red.
  - Position-color-light lamps are colored by row, usually without center lamp on top head.
  - Flashing aspects denoted by radial lines similar to Searchlight/Colorlight/UniLens aspects.
  - When the second head is dark, the intended aspect is not affected and it may be omitted from aspect charts.
  - Example heads shown here with all lamp positions.
  - Signal head lamp rows (chains) are reference numbered:  $\ominus=1$ ,  $\oslash=4$ ,  $\otimes=7$ ,  $\oplus=9$ .
  
4.
  - In aspect charts, main head is always depicted, but marker lights are only shown as needed (when illuminated).
  - Dark marker lights do not affect the intended aspect and may be ignored when observed.
  - Flashing aspects denoted by radial lines from main head or marker light, as appropriate.
  - Dwarf aspects are always identical to high signal aspects.
  - Example heads shown here shown with all lamp positions.
  - Marker lights above main head are reference numbered, from left to right: *3, 1, 5*
  - Marker lights below main head are reference numbered, from left to right: *4, 2, 6*
  - Main head lamp rows (chains) are reference numbered:  $\ominus=1$ ,  $\otimes=2$ ,  $\oplus=3$ ,  $\oslash=4$ .
  - All marker lights are clear (warm white), except for #5 and #6 which are yellow/amber.
  - Main head row #1 is red, #2 is yellow/amber, #3 is green, and #4 is lunar white.