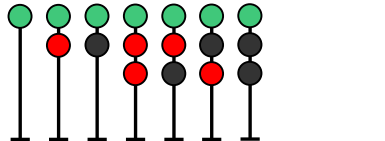
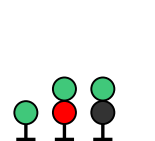
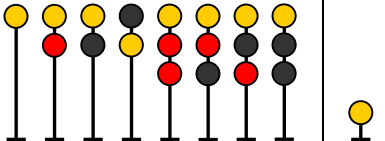

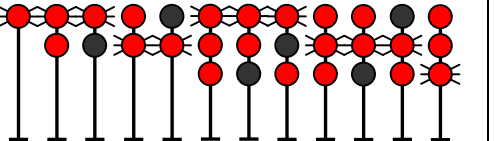
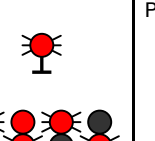

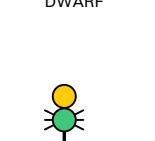
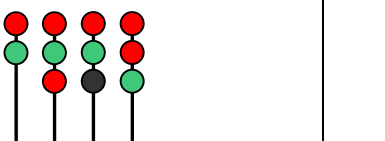

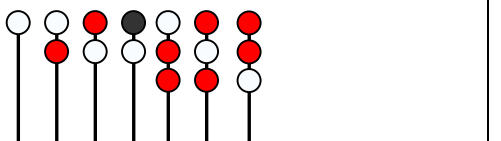
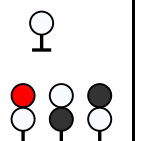

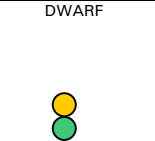

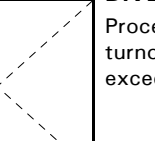

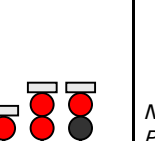
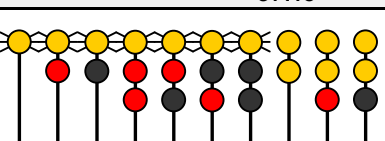
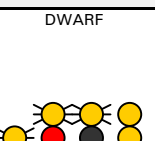

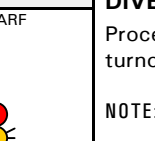

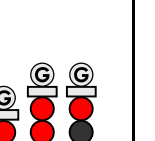
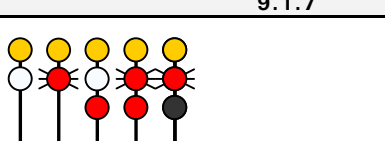
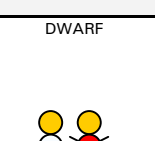
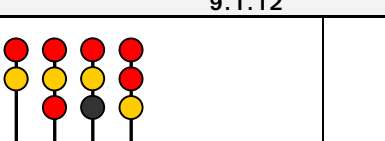
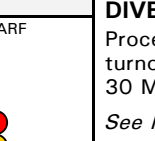
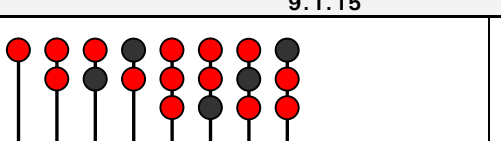
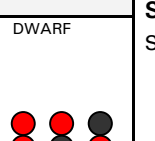
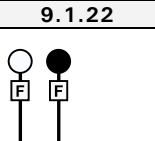
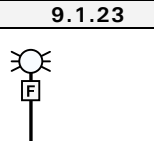
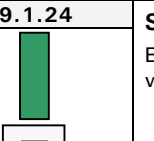
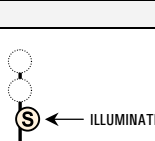

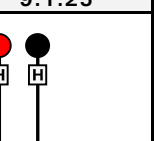
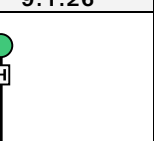
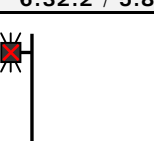


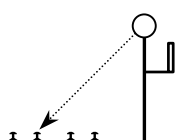
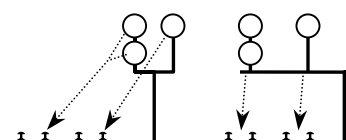



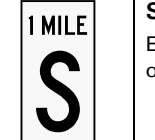
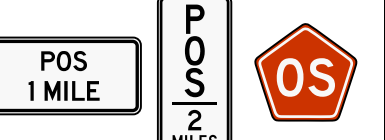
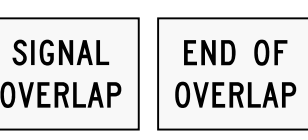



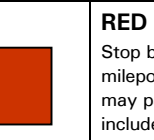
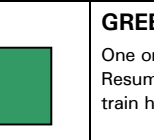





# BURLINGTON NORTHERN SANTA FE RAILWAY – SIGNAL RULES

|                                                                                                                                                                                                |  |                                                                                                                                                                                                                                                                                                                                                                                                                                                                                                                                                                                                                                                                                                                                                                                                                                |  |                                                                                                                                                                                                      |  |                                                                                                                                                                                                                                                                                                                                                                                                                                                                                                                                  |  |                                                                                                                                                                                                      |  |                                                                                                                                                                                                                                                                                                                                                                                                                                                                                                                                                                                                |  |                                                                                                                                                                  |  |                                                                                                                                                                                                                                                                                                                                                                                                                                  |  |
|------------------------------------------------------------------------------------------------------------------------------------------------------------------------------------------------|--|--------------------------------------------------------------------------------------------------------------------------------------------------------------------------------------------------------------------------------------------------------------------------------------------------------------------------------------------------------------------------------------------------------------------------------------------------------------------------------------------------------------------------------------------------------------------------------------------------------------------------------------------------------------------------------------------------------------------------------------------------------------------------------------------------------------------------------|--|------------------------------------------------------------------------------------------------------------------------------------------------------------------------------------------------------|--|----------------------------------------------------------------------------------------------------------------------------------------------------------------------------------------------------------------------------------------------------------------------------------------------------------------------------------------------------------------------------------------------------------------------------------------------------------------------------------------------------------------------------------|--|------------------------------------------------------------------------------------------------------------------------------------------------------------------------------------------------------|--|------------------------------------------------------------------------------------------------------------------------------------------------------------------------------------------------------------------------------------------------------------------------------------------------------------------------------------------------------------------------------------------------------------------------------------------------------------------------------------------------------------------------------------------------------------------------------------------------|--|------------------------------------------------------------------------------------------------------------------------------------------------------------------|--|----------------------------------------------------------------------------------------------------------------------------------------------------------------------------------------------------------------------------------------------------------------------------------------------------------------------------------------------------------------------------------------------------------------------------------|--|
| <b>9.1.3</b><br><br>DWARF<br> |  | <b>CLEAR</b><br>Proceed.                                                                                                                                                                                                                                                                                                                                                                                                                                                                                                                                                                                                                                                                                                                                                                                                       |  | <b>9.1.8</b><br><br>DWARF<br>  |  | <b>APPROACH</b><br>Proceed prepared to stop at next signal. Trains exceeding 30 MPH immediately reduce to that speed.<br><i>See Rule 6.13.</i><br>NOTE: Speed is 40 MPH for passenger and trains in PTC Full Enforcement mode.                                                                                                                                                                                                                                                                                                   |  | <b>9.1.13</b><br><br>DWARF<br> |  | <b>RESTRICTING</b><br>Proceed at Restricted speed.                                                                                                                                                                                                                                                                                                                                                                                                                                                                                                                                             |  |                                                                                                                                                                  |  |                                                                                                                                                                                                                                                                                                                                                                                                                                  |  |
| <b>9.1.4</b><br><br>DWARF<br> |  | <b>APPROACH LIMITED</b><br>Proceed prepared to pass next signal not exceeding 60 MPH and be prepared to enter diverging route at prescribed speed.                                                                                                                                                                                                                                                                                                                                                                                                                                                                                                                                                                                                                                                                             |  | <b>9.1.9</b><br><br>DWARF<br>  |  | <b>DIVERGING CLEAR</b><br>Proceed on diverging route not exceeding prescribed speed through turnout.                                                                                                                                                                                                                                                                                                                                                                                                                             |  | <br>                           |  | Number Plate, or Grade Plaque and Number Plate, required as shown.                                                                                                                                                                                                                                                                                                                                                                                                                                                                                                                             |  |                                                                                                                                                                  |  |                                                                                                                                                                                                                                                                                                                                                                                                                                  |  |
| <b>9.1.5</b><br><br>DWARF<br> |  | <b>ADVANCE APPROACH</b><br>Proceed prepared to pass next signal not exceeding 50 MPH and be prepared to enter diverging route at prescribed speed.                                                                                                                                                                                                                                                                                                                                                                                                                                                                                                                                                                                                                                                                             |  | <b>9.1.10</b><br><br>DWARF<br> |  | <b>DIVERGING APPROACH DIVERGING</b><br>Proceed on diverging route not exceeding prescribed speed through turnout, prepared to advance on diverging route at the next signal, not exceeding prescribed speed through turnout.                                                                                                                                                                                                                                                                                                     |  | <br>                           |  | Number Plate, or Grade Plaque and Number Plate, required as shown.                                                                                                                                                                                                                                                                                                                                                                                                                                                                                                                             |  |                                                                                                                                                                  |  |                                                                                                                                                                                                                                                                                                                                                                                                                                  |  |
| <b>9.1.6</b><br><br>DWARF<br> |  | <b>APPROACH MEDIUM</b><br>Proceed prepared to pass next signal not exceeding 40 MPH and be prepared to enter diverging route at prescribed speed.                                                                                                                                                                                                                                                                                                                                                                                                                                                                                                                                                                                                                                                                              |  | <b>9.1.11</b><br><br>DWARF<br> |  | <b>DIVERGING APPROACH MEDIUM</b><br>Proceed on diverging route not exceeding prescribed speed through turnout, prepared to pass next signal not exceeding 35 MPH.<br>NOTE: Speed is 40 MPH for trains in PTC Full Enforcement mode.                                                                                                                                                                                                                                                                                              |  | <br>                           |  | Number Plate, or Grade Plaque and Number Plate, required as shown.                                                                                                                                                                                                                                                                                                                                                                                                                                                                                                                             |  |                                                                                                                                                                  |  |                                                                                                                                                                                                                                                                                                                                                                                                                                  |  |
| <b>9.1.7</b><br><br>DWARF<br> |  | <b>APPROACH RESTRICTING</b><br>Proceed, prepared to pass next signal at Restricted speed. Freight trains exceeding 30 MPH immediately reduce to that speed.<br>NOTE: Speed is 40 MPH for freight trains in PTC Full Enforcement mode.                                                                                                                                                                                                                                                                                                                                                                                                                                                                                                                                                                                          |  | <b>9.1.12</b><br><br>DWARF<br> |  | <b>DIVERGING APPROACH</b><br>Proceed on diverging route not exceeding prescribed speed through turnout; approach next signal preparing to stop. Trains exceeding 30 MPH immediately reduce to that speed.<br><i>See Rule 6.13.</i><br>NOTE: Speed is 40 MPH for passenger and trains in PTC Full Enforcement Mode.                                                                                                                                                                                                               |  | <b>9.1.15</b><br><br>DWARF<br> |  | <b>STOP</b><br>Stop.                                                                                                                                                                                                                                                                                                                                                                                                                                                                                                                                                                           |  |                                                                                                                                                                  |  |                                                                                                                                                                                                                                                                                                                                                                                                                                  |  |
| <b>9.1.22</b><br>                                                                                             |  | <b>SLIDE FENCE INDICATOR – DANGER</b><br>Slide fence has been activated. Proceed at Restricted speed until passing the Slide Fence <i>Resume Speed</i> sign.                                                                                                                                                                                                                                                                                                                                                                                                                                                                                                                                                                                                                                                                   |  | <b>9.1.23</b><br>                                                                                                  |  | <b>SLIDE FENCE INDICATOR – NORMAL</b><br>Slide fence has not been activated.                                                                                                                                                                                                                                                                                                                                                                                                                                                     |  | <b>9.1.24</b><br>                                                                                                |  | <b>SLIDE FENCE – RESUME SPEED SIGN</b><br>End of slide fence restriction. Resume customary speed once leading wheels have passed this sign.                                                                                                                                                                                                                                                                                                                                                                                                                                                    |  | <b>9.1.16</b><br>                                                            |  | <b>TAKE SIDING INDICATOR</b><br>When illuminated, hand operate switch to enter next siding or to leave siding and enter main track.                                                                                                                                                                                                                                                                                              |  |
| <b>9.1.3 – 9.1.8</b><br>                                                                                     |  | <b>DISTANT SIGNAL PLAQUE</b><br>Aspects shown in Rules 9.1.3 through 9.1.8 may be displayed with a "D" sign on the signal mast to identify the signal as a Distant signal. When a "D" sign is displayed, if train is delayed per Rule 9.9 or Rule 9.9.1 between a Distant signal and the next signal, proceed prepared to stop short of the next signal. Absolute signals at automatic switches, outside of block system limits, convey main track distant signal information for the other end of the siding.                                                                                                                                                                                                                                                                                                                 |  | <b>9.1.25</b><br>                                                                                               |  | <b>HIGH WATER INDICATOR – DANGER</b><br>High water may be present. Proceed at Restricted speed through the detection limits identified by Timetable.                                                                                                                                                                                                                                                                                                                                                                             |  | <b>9.1.26</b><br>                                                                                               |  | <b>HIGH WATER INDICATOR – NORMAL</b><br>No high water has been detected.                                                                                                                                                                                                                                                                                                                                                                                                                                                                                                                       |  | <b>6.32.2 / 5.8.2</b><br>                                                   |  | <b>WAYSIDE HORN SYSTEM STATUS SIGNAL</b><br>When flashing, the automatic warning equipment for the automobile crossing ahead is functioning normally. Rule 5.8.2 (7) is suspended for this crossing.<br>When approaching the automobile crossing and the status signal is <u>not</u> seen to be flashing or is dark, stop, and operate by Rule 6.32.2. Report occurrence of malfunction to train dispatcher as soon as possible. |  |
| <b>6.13</b><br>                                                                                              |  | <b>YARD LIMITS SIGN</b><br>This sign identifies the start of Yard Limit restrictions. All movements entering or moving within Yard Limits must be made at Restricted speed unless operating under a block signal indication that is more favorable than <i>Approach</i> . Yard limits remain in effect continuously unless otherwise specified by special instructions or track bulletin.                                                                                                                                                                                                                                                                                                                                                                                                                                      |  | <b>6.14</b><br>                                                                                                   |  | <b>RESTRICTED LIMITS SIGN</b><br>Within restricted limits, trains or engines are authorized to use the main track not protecting against other trains or engines. All movements must be made at restricted speed. Movements against the current of traffic must not be made unless authorized or protected by track warrant, track bulletin, yardmaster, or other authorized employee.                                                                                                                                           |  | <b>9.2</b><br>                                                                                                  |  | <b>DOLL ARMS</b><br>One or more tracks intervene between the signal and the track governed by the signal. When more than one track intervenes, the number of doll arms is increased accordingly.                                                                                                                                                                                                                                                                                                                                                                                               |  |                                                                             |  | <b>BRACKETTED/ADJACENT SIGNALS</b><br>The right-hand signal governs right-hand track, and left-hand signal governs left-hand track. Signals on superstructures govern the track that they are placed over.                                                                                                                                                                                                                       |  |
| <b>8.20</b><br>                                                                                              |  | <b>DERAIL SIGN</b><br>Do not make a movement over a derail in derailing position. A train or engine moving on or entering tracks where fixed derails are located must stop at least 100 feet from derail in derailing position. Movement must not continue until the derail is placed in the non-derailing position. However, the distance restriction will not apply in engine servicing areas. Sidings having hand-thrown derails will have derail locked in non-derailing position, except when engines or cars are left unattended on siding. On auxiliary tracks other than sidings, except when derails are placed in non-derailing position to permit movement, make sure they are always in derailing position regardless of whether cars are on the track they are protecting. Lock all derails equipped with a lock. |  | <b>8.9</b><br>                                                                                                  |  | <b>SPRING SWITCH SIGN</b><br>Before a train or engine makes a facing point movement over a spring switch, the switch must be tested by manual throw by an employee when a block signal or switch position indicator indicate the switch is not locked, or has no such signal. The switch does not need to be tested if it has been lined for the diverging route or written instructions advise that the spring switch has been spiked.                                                                                          |  | <b>6.16 / 6.18 / 6.32.2</b><br>                                                                                 |  | <b>STOP SIGN</b><br>Stop before passing the <i>Stop Sign</i> . For an automobile crossing, continue according to Rule 6.32.2. At other locations, proceed only with permission of dispatcher or appropriate employee in charge.                                                                                                                                                                                                                                                                                                                                                                |  |                                                                                                                                                                  |  |                                                                                                                                                                                                                                                                                                                                                                                                                                  |  |
| <b>8.3</b><br>                                                                                               |  | <b>SWITCH AHEAD WARNING SIGN</b><br>Expect a mainline switch in one mile or other distance specified.                                                                                                                                                                                                                                                                                                                                                                                                                                                                                                                                                                                                                                                                                                                          |  | <b>8.3</b><br>                                                                                                    |  | <b>PROTECT OPEN SWITCH AHEAD SIGN / OPEN SWITCH BANNER</b><br>Mainline switch may be open one mile or other specified distance ahead. Approach the switch prepared to stop. Watch for <i>Open Switch Banner</i> on switch stand. Check track warrant for authority limits.                                                                                                                                                                                                                                                       |  | <b>9.21</b><br>                                                                                                 |  | <b>SIGNAL CIRCUIT OVERLAP SIGNS</b><br>A train on the main track at a meeting point must not pass an overlap sign location or open a switch within the overlap until the opposing train has entered the signal block. A preceding train must clear the overlap as soon as possible to avoid delaying a following train. Unless otherwise instructed by the train dispatcher, a train on a siding at a meeting or passing point must not pass an overlap sign location until authorized to leave the siding.                                                                                    |  |                                                                             |  | <b>CREST OF GRADE SIGN</b><br>This sign marks the highest point of the grade.                                                                                                                                                                                                                                                                                                                                                    |  |
| <b>5.4.2</b><br>                                                                                             |  | <b>YELLOW FLAG (SIGN)</b><br>A temporary speed restriction begins in 2 miles or other distance as specified by track bulletin, warrant, or order. Do not exceed the speed specified in the covering track bulletin, warrant, or general order once movement has proceeded 2 miles or the indicated distance past this sign. If there is no covering bulletin, then do not exceed 10 MPH 2 miles past this sign. Do not exceed appropriate speed until end of train has passed <i>Green Flag</i> .                                                                                                                                                                                                                                                                                                                              |  | <b>5.4.3</b><br>                                                                                                  |  | <b>YELLOW-RED FLAG (SIGN)</b><br>Yellow-red flags warn a train to be prepared to stop because of men or equipment. Proceed, prepared to stop at <i>Red Flag</i> 2 miles after passing the <i>Yellow-Red Flag</i> , or other distance as specified by covering track bulletin, warrant, or general order. If no <i>Red Flag</i> is encountered, proceed at Restricted speed and increase speed only after receiving permission from the employee in charge, or the leading wheels are 4 miles beyond the <i>Yellow-Red Flag</i> . |  | <b>5.4.7</b><br>                                                                                                |  | <b>RED FLAG (SIGN OR LIGHT)</b><br>Stop before passing the <i>Red Flag</i> , unless the employee in charge gives verbal permission, including the milepost location of the <i>Red Flag</i> . If permission to proceed is received before the train stops, the train may pass the <i>Red Flag</i> without stopping. If track bulletin Form B is not in effect, then permission must include speed and distance. This speed must not be exceeded until the rear of the train has passed the specified distance from the <i>Red Flag</i> , unless otherwise instructed by the employee in charge. |  | <b>5.4.5</b><br>                                                            |  | <b>GREEN FLAG (SIGN)</b><br>One or more temporary speed restrictions ends at this point. Resume maximum permissible speed once the end of the train has passed this sign.                                                                                                                                                                                                                                                        |  |
|                                                                                                              |  | <b>PERMANENT SPEED RESTRICTION SIGN</b><br>Pass this sign not exceeding the speed indicated. *If two numbers are displayed, the faster one applies to Passenger trains and the slower one applies to all other trains. For numbers prefixed by letters for specific types of trains, see table at right. If the new applicable speed limit is higher than the existing speed limit, then do not exceed the existing speed limit until the entire train has passed this sign.                                                                                                                                                                                                                                                                                                                                                   |  |                                                                                                                 |  | <b>ADVANCE PERMANENT SPEED RESTRICTION SIGN</b><br>A permanent speed restriction begins 2 miles past this sign. Proceed prepared to not exceed the indicated speed in 2 miles.<br>*If two numbers are displayed, the faster one applies to Passenger trains and the slower one applies to all other trains. For numbers prefixed by letters for specific types of trains, see table at right.                                                                                                                                    |  |                                                                                                                 |  | <b>PERMANENT RESUME SPEED SIGN</b><br>Once the entire train has passed this sign resume authorized maximum track speed.                                                                                                                                                                                                                                                                                                                                                                                                                                                                        |  | <b>SPEED SIGN TYPE CODES</b><br>T Talgo passenger trains<br>P Passenger trains†<br>F Freight trains‡<br>K Key freight trains<br>(none) All trains not specified* |  | <b>RESTRICTED SPEED</b><br>A speed that will permit stopping within one-half the range of vision, short of train, engine, railroad car, obstruction, men or equipment fouling track, <i>Stop</i> signal, derail, broken rail, or switch lined improperly, but not exceeding 20 MPH.                                                                                                                                              |  |