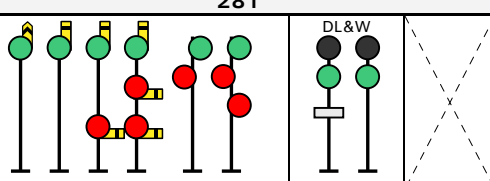
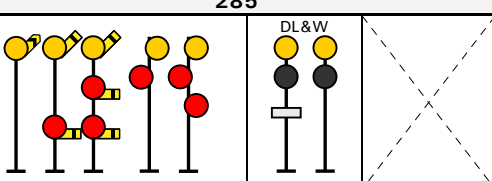
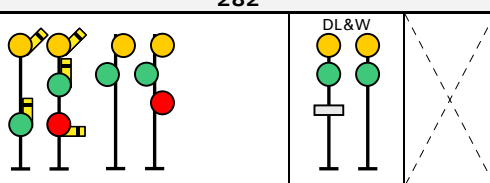
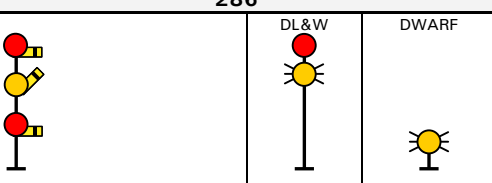

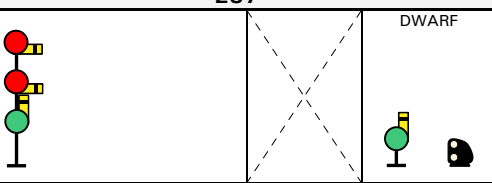
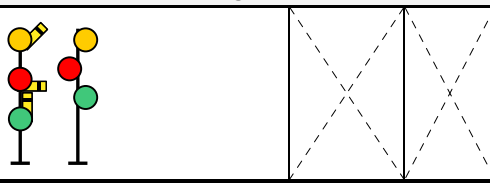
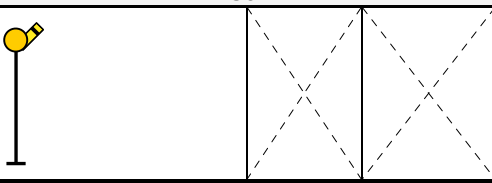
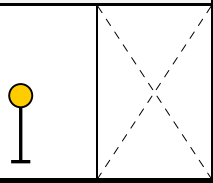
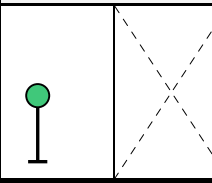
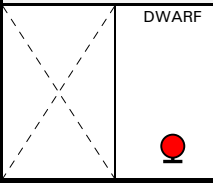
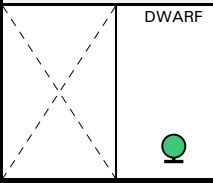
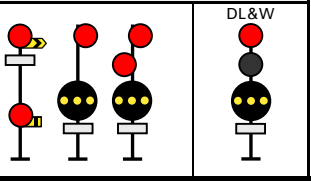
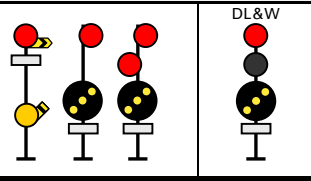
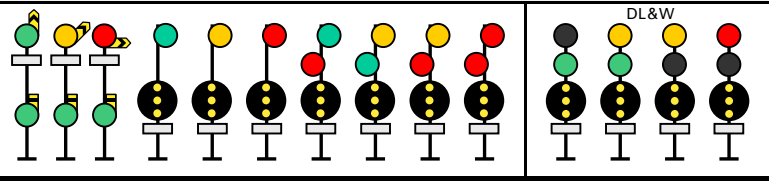
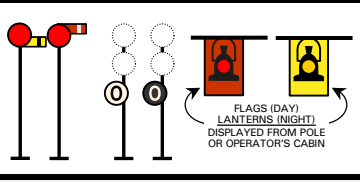

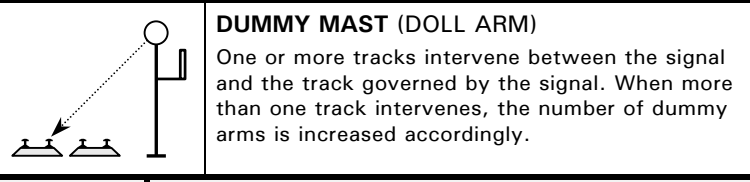
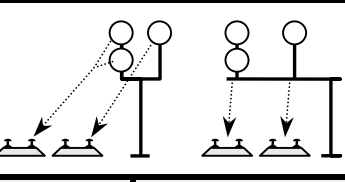




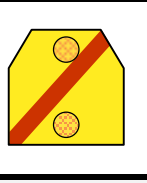
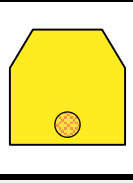
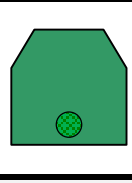







ERIE LACKAWANNA RAILROAD – SIGNAL RULES

281 	CLEAR Proceed.	285 	APPROACH Prepare to stop at next signal. Train exceeding Medium speed must at once reduce to that speed.	
282 	APPROACH – MEDIUM Approach next signal at not exceeding Medium speed.	286 	MEDIUM APPROACH Proceed at not exceeding Medium speed prepared to stop at next signal.	
283 	CLEAR – MEDIUM Proceed through crossovers or turnout with entire train at not exceeding Medium speed, then resume Normal speed to next signal.	287 	CLEAR – SLOW Proceed through crossovers or turnout with entire train at not exceeding Slow speed, then resume Normal speed to next signal.	
284 	APPROACH SLOW Approach next signal at not exceeding Slow speed.	289 	PERMISSIVE Block occupied, proceed prepared to stop short of train ahead.	
279A 	APPROACH SPRING SWITCH INDICATOR Prepare to stop at spring switch.	279B 	APPROACH SPRING SWITCH INDICATOR Spring switch in advance properly lined.	
280A 	SPRING SWITCH INDICATOR Stop and examine spring switch point.	280B 	SPRING SWITCH INDICATOR Spring switch points in proper position.	
296 	TELEPHONE T.O. SIGNAL: STOP Stop on main track and report for instructions. Rule 509(d) governs.	297 	TELEPHONE T.O. SIGNAL: TAKE SIDING Freight trains: take siding, and when clear of main track, report for instructions. Rule 509(d) governs. Passenger trains: report for instructions before pulling in to siding. Rule 509(d) governs.	
298 	TELEPHONE T.O. SIGNAL: PROCEED Proceed as directed by block signal indication regardless of following superior trains. Rule 509(d) governs.			
293 	T.O. SIGNAL: TRAIN ORDERS Slow or stop to receive orders as required per Timetable, Order, or Special Instructions. [Locations of Train Order signals are designated by Timetable.]	294 	T.O. SIGNAL: NO ORDERS Proceed per existing orders. [Locations of Train Order signals are designated by Timetable.]	
294 	DUMMY MAST (DOLL ARM) One or more tracks intervene between the signal and the track governed by the signal. When more than one track intervenes, the number of dummy arms is increased accordingly.		294 	BRACKETTED/ADJACENT SIGNALS The right-hand signal governs right-hand track, and left-hand signal governs left-hand track. Signals on superstructures govern the track that they are placed over.
93 	YARD LIMITS BOARD (example) Within Yard Limits the main track may be used, protecting against First Class trains. All other trains and engines must move on main track within Yard Limits prepared to stop unless the main track is seen or known to be clear. Rule 99 is not relieved.	277 	TEMPORARY DETOUR BOARD Pre-arranged detour as outlined by special order begins in one mile. [Bottom panel is hinged to be able to obscure the top panel when it is not needed.]	
278 	WORK AREA BOARD Expect track or repair gang working in 1000 feet. Sound whistle per Rule 14(k).	276 	STOP BOARD Stop before passing the <i>Stop Board</i> and proceed as directed in Timetable or order.	
274 	TEMPORARY SLOW SPEED BOARD Track one mile distant not in condition for regular speed. Special Order indicates speed restriction. Do not exceed speed specified in Special Order, or 6 MPH if no Special Order known or seen, in one mile. [Board has two yellow reflectors.]	275 	TEMPORARY SPEED RESTRICTION STARTS BOARD Proceed not exceeding speed specified in Special Order. If Special Order has not been seen, 6 MPH must be observed. Restriction applies until entire train has passed <i>Resume Speed Board</i> . Sound whistle as required by rule 14(m). [Board has one yellow reflector.]	
276 	RESUME SPEED BOARD End of temporary speed restriction at this point. Resume speed once entire train has passed this sign board. [Board has one green reflector.]	271 	ADVANCE SPEED RESTRICTION SIGN (ERIE) Track one mile in advance restricted to speed indicated. Pass <i>Speed Restriction Sign</i> ahead not exceeding the speed indicated.	
272 	SPEED RESTRICTION SIGN (ERIE) Pass this sign not exceeding speed previously indicated on <i>Advance Speed Restriction Sign</i> . Sound whistle as required by rule 14(m).	273 	RESUME SPEED SIGN (ERIE) Resume speed once the entire train has passed this sign.	
270A 	PERMANENT SPEED RESTRICTION SIGN (LACKAWANNA) Pass this sign not exceeding the speed indicated on the lower sign. The top sign indicates the permissible speed at the next restriction in advance. Where three or more tracks are in service, speed signs will indicate track on which restriction applies as TR-1, TR-2, etcetera.	270B 	ADVANCE PERMANENT SPEED RESTRICTION SIGN (LACKAWANNA) Speed restriction as shown starts 2500 feet past this sign. Where three or more tracks are in service, speed signs will indicate track on which restriction applies as TR-1, TR-2, etcetera.	
STANDARD SPEEDS Maximized Authorized Speed (MAS) – The maximum speed authorized by timetable, or by Special Order, for a Division or Sub-division. Medium Speed – A speed not exceeding 30 MPH unless otherwise provided. Slow Speed – A speed not exceeding 15 MPH unless otherwise provided.		RESTRICTED SPEED Proceed prepared to stop short of train, obstruction, or anything that may require the speed of the train to be reduced.		